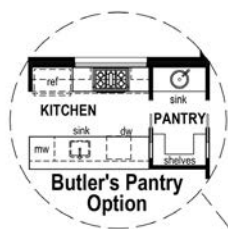




Sands Façade

4 2 2

# Tui 227






## Floor Areas

Porch	3.7m <sup>2</sup>
Alfresco	13.3m <sup>2</sup>
Garage	39.2m <sup>2</sup>
Living	170.7m <sup>2</sup>
<b>TOTAL</b>	<b>(24.4sqs) 226.9m<sup>2</sup></b>
Width	13.1m
Depth	20.4m

Floor plan and dimensions shown are for the Classic Façade.

## Features

-  Study Nook
-  Child's Retreat
-  Walk-In Pantry

